

DANIELLE
Griffiths

TRAVEL CARNET


TRAVEL CARNET

WHAT IS A TRAVEL CARNET?

An ATA Carnet is the simplest duty-free and tax-free method of exporting goods on a temporary basis

The acronym ATA is a combination of French and English terms "Admission Temporaire/Temporary Admission."

They allow fast, trouble free importation into countries belonging to the Carnet scheme without the need to pay duty and/or local tax at the time of import. They can be used for multiple trips, are valid for one year and cover over 87 countries.




TRAVEL CARNET

Cont.

These documents allow you to take commercial samples and photography equipment to certain countries for work purposes - i.e Shoots

Without these documents, you would have to declare all goods at each border that you cross.

With these documents, it's a very efficient & organised way of moving from county to country/border to border, without having to pay any Import Bonds.



TRAVEL CARNET

What are Import Bonds?

Import Bonds are where you pay a deposit for the cost of your good E.G £20,000 worth of goods if you are on a fashion trip.

Once you have finished in that country, you would then go back to customs, show that you are taking home, or out of the country, all the samples you brought in - and you should get your deposit back...



TRAVEL CARNET

Scroll or download the ATA Carnet
Application form

<https://www.chamber-international.com/uploads/files/ATA%20Carnet%20Application%20form%202018.pdf>

Download the ATA
Carnet instructions

<https://www.chamber-international.com/uploads/files/Instructions%20for%20using%20an%20ATA%20Carnet%202018.pdf>

TRAVEL CARNET

Where can an ATA Carnet be used?

In 87 countries and territories located in Europe, North America, South America, Asia, Africa and Oceania.

THE FOLLOWING LIST SHOWS WHICH COUNTRIES AN ATA CARNET CAN BE USED:

* If you don't see the country you are looking for, please [contact us](#).

A

Alaska
Albania
Algeria
Andorra
Australia inc Tasmania

B

Bahrain - exhibitions only
Belarus
Bosnia & Herzegovina
Botswana

Brazil - commercial samples are not permitted. Brazil will now accept carnets for equipment being hand carried as well as airfreight, however for hand carried equipment we would advise you to appoint a fixer in Brazil to approach customs to make sure there will be no problems.

C

Canada - commercial samples only. However, if you wish to enter Canada with professional equipment, you should contact Customs in Canada at the place where you will be arriving to check that they will accept a carnet for your goods. You must provide the Chamber with a letter to state that you accept full responsibility for any problems that you may encounter using a carnet for professional equipment to Canada

Canary Islands, Ceuta, Melilla - carnets are compulsory

Chile

China - Please see our resources page for details on the registration process.

Cote D'Ivoire

E

European Union



<https://www.copsdocs.co.uk/info/ata-carnet-countries/>

Soon to be accepting carnets: Trinidad and Tobago, [Saudi Arabia](#) and the [Philippines](#).

- Albania
- Algeria
- Andorra
- [Antarctica](#)
- Aruba
- Australia
- Austria*
- Azores (Portugal)
- [Bahrain, Kingdom of](#)
- Balearic Islands (see Spain)
- Belarus
- [Belgium*](#)
- [Bosnia & Herzegovina](#)
- Botswana
- [Brazil](#)
- Bulgaria*
- [Canada](#)
- Canary Islands
- Ceuta
- Chile
- [China](#)
- Corsica (France)
- Cote d'Ivoire
- [Croatia*](#)
- [Curacao](#)
- Cyprus*
- Czech Republic*
- Denmark*
- Estonia*
- European Union
- Faroe Islands (Denmark)
- Finland*
- France*
- French Guiana
- French Polynesia - Tahiti
- [Germany*](#)
- Gibraltar
- Greece*
- Greenland (Denmark)
- Guadeloupe (France)
- Guam
- Guernsey (United Kingdom)
- Hong Kong
- Hungary*
- Iceland
- [India](#)
- [Indonesia](#)
- Iran
- Ireland*
- Isle of Man (United Kingdom)
- [Israel](#)
- [Italy*](#)
- Ivory Coast see Cote d'Ivoire
- Japan
- Jersey (United Kingdom)
- Kazakhstan
- Latvia*
- Lebanon
- Lesotho (SACU)
- Liechtenstein (Admin by Switz.)
- Lithuania*
- Luxembourg*
- Macao, China
- Macedonia
- Madagascar
- Madeira (Portugal)
- Malaysia
- Malta*
- Martinique
- Mauritius
- Mayotte (France)
- Melilla (Spain)
- [Mexico](#)
- Miquelon (France)
- [Moldova](#)
- Monaco (Admin by France)
- [Mongolia](#)
- Montenegro
- Morocco
- Namibia (SACU)
- Netherlands*
- New Caledonia (France)
- New Zealand
- Norway
- Pakistan
- [Poland*](#)
- Portugal*
- Puerto Rico (USA)
- [Qatar](#)
- Reunion Island (France)
- Romania*
- [Russia](#)
- Senegal
- Serbia
- [Singapore](#)
- Slovakia*
- Slovenia*
- South Africa
- [South Korea](#)
- Spain*
- [Sri Lanka](#)
- St. Barthelemy (France)
- [St. Martin/Sint Maarten](#)
- St. Pierre (France)
- Swaziland (SACU)
- Sweden*
- Switzerland
- Tahiti (France)
- Taiwan
- Tasmania (Australia)
- [Thailand](#)
- Tunisia
- [Turkey](#)
- [Ukraine](#)
- [United Arab Emirates](#)
- [United Kingdom](#)
- United States
- Wallis & Futuna (France)

@Danielle Griffiths 2021 All Rights Reserved

<https://atacarnet.com/>

TRAVEL CARNET

HOW TO DO A CARNET

- WEIGH EACH EMPTY CASE
- NUMBER EACH CASE
- LIST EACH ITEM
- NUMBER EACH ITEM
- PRICE EACH ITEM
- WEIGH ALL ITEMS PER CASE

N.B. ALL RETURNING CASES MUST MATCH THE INWARD BOUND CASE AND CONTENTS.



TRAVEL CARNET

HOW TO DO A CARNET

WEIGH EACH EMPTY CASE:

Weigh each of your cases empty - so you know the total weight of the clothes once the case is packed.

N.B you can weigh all items in one case (minus the case weight), but in Switzerland, this country's Customs expects every item of clothing to be weighed individually.

NUMBER EACH CASE:

Each case will have it's own number written on the front of the case - if you have 5 cases - 1 of 5 / 2 of 5 / 3 of 5 / 4 of 5 / 5 of 5

Plus the Carnet numbers of each item within each case.

I.E. Case 1 of 5 *items* 1 - 11



TRAVEL CARNET

LIST EACH ITEM

- Number every single item you take with you.
- Write the manufacturers Style/Stroke number
- Product Description
- Product Type
- Country of Company Origin - Zara = Spain
- Price - Cost price not retail price.
- Weight - The weight of each garment

All of this information, calculates how much your whole shipment is worth, and what you must pay to take the garments out of the country.

Carnet Contents Example

CASE NO.	ITEM NO.	STROKE	PRODUCT DESCRIPTION	PRODUCT TYPE	COUNTRY OF COMPANY ORIGIN	PRICE (COST PRICE) £	WEIGHT OF ITEM Grams
1	1						
	2	2531					
	3	7243	CASHMERE RED JUMPER	JUMPER	ESP	80.00	300g
	4	5362	GREEN COLOURED FAUX LEATHER TROUSERS	TROUSERS	ESP	12.00	450g
	5	8564	GREEN FAUX LEATHER CROP TOP	BUSTIER	ESP	8.00	200g
	6	3476	BLACK FAUX LEATHER BODYSUIT	JUMPSUIT	ESP	8.00	600g
	7	1536	RED & BLK FLORAL PRINT DRESS	DRESS	ESP	12.00	20g
	8	5375	FLORAL PRINT TOP, WITH A CROSSOVER V-NECK AND LONG SLEEVES	BLOUSE	ESP	11.00	25g
	9	4342	N/A	THONG	ESP	2.00	2g
	10	5613	N/A	THONG	ESP	2.00	2g
	11	9578	N/A	THONG	ESP	2.00	2g
TOTAL CONTENTS		11 ITEMS				£141.00	1.605kg
2	12	8354					
	13	6824	SHEER ORGANZA SHIRT WITH POLKA DOTS	BLOUSE	ESP	11.20	25g
	14	3879	POLKA DOT BLOUSE - COLLARED BLOUSE WITH LONG SLEEVES	BLOUSE	ESP	24.00	35g
	15	7879	POLKA DOT MINI SKIRT	SKIRT	ESP	11.20	20g
	16	T3462	QUILTED SHOULDER BAG WITH CHAIN	CLUTCH BAG	ESP	10.4	60g
	17	T2573	HAIR DECORATIONS WITH DIFFERENT COLOURED FLOWERS	HEAD BAND	ESP	7.20	7g
	18	T4575	GOLD EARRINGS WITH EMBROIDERY DETAIL	EARRINGS	ESP	11.2	2g
	19	T2347	TWISTED BRACELET WITH GEMSTONES	BRACELET	ESP	24	2g
	20	T5823	MINI NECKLACE WITH RHINESTONES	NECKLACE	ESP	12	2g
TOTAL CONTENTS		9 ITEMS				£117.20	155g

TRAVEL CARNET

BE WARNED...

Make sure each case is packed in the order that the Carnet is laid out. If a customs officer wants you to locate item number 235, you will know which case to get the item out of.

On your return to the country of origin, pack the cases in exactly the same way.



ATLANTA MAGAZINE

TRAVEL CARNET

Clothing

- Make + Style No, Material, Colour
- Size if possible, retail value unless unfinished samples
- Shoes, socks, gloves are shown as 1 pair (unless they are singles)
- If no style numbers, items can be labelled with the corresponding number from column one

Footwear

- Make, Material, Colour, Style Nos (if applicable)
- All shoes, boots etc can be shown as 1 pair

Hides, Skin, Furs and Leather Goods

- Size, Area, Weight
- Style numbers if they are articles of clothing

<https://www.copsdocs.co.uk/info/ata-carnet-categories/>

TRAVEL CARNET

EXAMPLE FOR CLOTHING SAMPLES & CAMERA EQUIPMENT

Carnet Contents Example

CASE NO.	ITEM NO.	STROKE	PRODUCT DESCRIPTION	PRODUCT TYPE	COUNTRY OF COMPANY ORIGIN	PRICE (COST PRICE) £	WEIGHT OF ITEM Grams
1	1	2531	CASHMERE RED JUMPER	JUMPER	ESP	80.00	300g
	2	7243	GREEN COLOURED FAUX LEATHER TROUSERS	TROUSERS	ESP	12.00	450g
	3	5362	GREEN FAUX LEATHER CROP TOP	BUSTIER	ESP	8.00	200g
	4	8564	BLACK FAUX LEATHER BODYSUIT	JUMPSUIT	ESP	8.00	600g
	5	3476	RED & BLK FLORAL PRINT DRESS	DRESS	ESP	12.00	20g
	6	1536	FLORAL PRINT TOP, WITH A CROSSOVER V-NECK AND LONG SLEEVES	BLOUSE	ESP	11.00	25g
	7	5375	N/A	THONG	ESP	2.00	2g
	8	4342	N/A	THONG	ESP	2.00	2g
	9	5613	N/A	THONG	ESP	2.00	2g
	10	9578	N/A	THONG	ESP	2.00	2g
	11	1546	N/A	THONG	ESP	2.00	2g
TOTAL CONTENTS		11 ITEMS				£141.00	1.605kg
2	12	8354	SHEER ORGANZA SHIRT WITH POLKA DOTS	BLOUSE	ESP	11.20	25g
	13	6824	POLKA DOT BLOUSE - COLLARED BLOUSE WITH LONG SLEEVES	BLOUSE	ESP	24.00	35g
	14	3879	POLKA DOT MINI SKIRT	SKIRT	ESP	11.20	20g
	15	7879	QUILTED SHOULDER BAG WITH CHAIN	CLUTCH BAG	ESP	10.4	60g
	16	T3462	HAIR DECORATIONS WITH DIFFERENT COLOURED FLOWERS	HEAD BAND	ESP	7.20	7g
	17	T2573	GOLD EARRINGS WITH EMBROIDERY DETAIL	EARRINGS	ESP	11.2	2g
	18	T4575	TWISTED BRACELET WITH GEMSTONES	BRACELET	ESP	24	2g
	19	T2347	MINI NECKLACE WITH RHINESTONES	NECKLACE	ESP	12	2g
	20	T5823	RHINESTONE CHAIN NECKLACE	NECKLACE	ESP	6	2g
	TOTAL CONTENTS		9 ITEMS				£117.20

CONTINUATION SHEET GENERAL LIST No.0
FEUILLE SUPPLEMENTAIRE LISTE GENERALE N°

CARNET No. US 89/17-65059
Carnet N°.

Item No. N° d'ordre	Trade description of goods and marks and numbers, if any Désignation commerciale des marchandises et, le cas échéant, marques et numéros	Number of Pieces Nombre de Pièces	Weight or Volume Poids ou Volume	Value* Valeur*	**Country of Origin **Pays d'origine	For Customs Use Réservé à la douane Identification marks / Marques d'identification
1	2	3	4	5	6	7
1	Canon c300 Camera Body, S/N: 787195348978	1	3.2	\$4,900.00	US	
2	Canon c300 Monitor, S/N: 0000012345	1	.5	\$999.00	US	
3	Canon c300 Handle, S/N: 0000012346	1	.2	\$20.00	US	
4	SennHeiser Microphone, S/N: 20921	1	.3	\$600.00	US	
5	Canon c300 Batteries, S/N: 201506H, 201412G	2	1	\$250.00	US	
6	Canon c300 Battery Charger, S/N: 1588-8133	1	.5	\$100.00	US	
7	SennHeiser Wireless Microphone, S/N: 4423118476	1	1	\$300.00	US	
8	Sony A7Sii DSLR Camera, S/N: 3400545	1	2	\$2,500.00	US	
9	Canon Lense 24-70, S/N: 3120003612	1	.5	\$1,800.00	US	
10	Canon Lense 70-200, S/N: 5020007951	1	1	\$1,900.00	US	
11	Canon Lense 16-35, S/N: 6893683	1	.5	\$400.00	US	
12	Canon Lense 85mm, S/N: 188-058	1	.2	\$200.00	US	
13	Tiffen ND Filter 77mm, S/N: 00001111	1	.2	\$300.00	US	
14	Tiffen ND Filter 82mm, S/N: 00001112	1	.1	\$150.00	US	
15	Sennheiser MKE 400, S/N: 1302	1	.5	\$200.00	US	
16	Phoenix LED Light, S/N: VLED-260A	1	.5	\$150.00	US	
17	Go Pro Hero 3, S/N: LCD2A0213034570	1	.7	\$600.00	US	
18	Canon Lense 24-105mm	1	.3	\$150.00	US	
19	Sony A7Sii Batteries, S/N: E7CRW2EG, E7CLV2EG, E7CRW2EG	3	.3	\$150.00	US	
20	Sony A7Sii Battery Charger, S/N: 17032004413	1	.1	\$50.00	US	
21	SD Cards, S/N: 0001, 0002, 0003, 0004	4		\$300.00	US	
22	CF Cards, S/N: 0001, 0002, 0003, 0004, 0005, 0006, 0007, 0008, 0009, 0010	10		\$1,000.00	US	
Totals		37		\$18,369.00		

NO CHANGES OR ADDITIONS ABOVE OR BELOW THIS LINE

UNITED STATES COUNCIL FOR INTERNATIONAL BUSINESS

TRAVEL CARNET

A CARNET FORM CONSISTS OF THE FOLLOWING PARTS

The image displays a stack of A.T.A. Carnet forms. The top sheet is the front cover, which is green and contains the following sections:

- A. HOLDER AND ADDRESS / Titulaire et adresse**
- B. REPRESENTED BY* / Représenté par***
- C. INTENDED USE OF GOODS / Utilisation prévue des marchandises**
- D. FOR ISSUING ASSOCIATION USE / Révisé à l'association émettrice**
- E. VALID UNTIL / Valable jusqu'au** (with fields for year, month, and day)
- F. CARNET No. / Carnet N°**
- G. Number of continuation sheets / Nombre de feuilles supplémentaires**
- H. ISSUED BY / Délivré par**
- I. LIST OF COUNTRIES / LISTE DES PAYS** (a list of countries including Algeria, Andorra, Australia, Austria, Belgium, Bolivia, Bulgaria, Canada, Chile, China, etc.)
- J. Signature of authorised official and Issuing Association stamp / Signature du délégué et empreinte de l'association émettrice**
- K. Signature of Holder / Signature du titulaire**
- L. Place and Date of Issue (year/month/day) / Lieu et date d'émission (année/mois/jour)**

The bottom sheet is a continuation sheet, which is yellow and contains a table for recording goods. The table has columns for:

- Quantity
- Description of goods
- Country of origin
- Country of destination
- Value
- Classification
- Remarks

The stack of forms is shown fanned out, with the top sheet being green and the others being yellow and light blue.

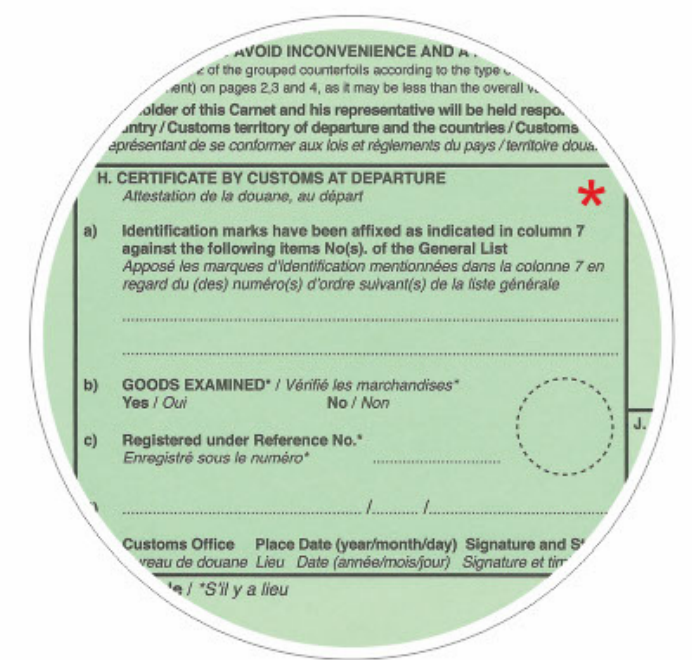
TRAVEL CARNET

A CARNET FORM CONSISTS OF THE FOLLOWING PARTS

Front green cover – Holder/user & country information. The front of the green cover includes the Holder (Owner of the goods) information and lists all the ATA Carnet countries. It must not be altered or amended in any way.

Green Front Cover

- Your official list is either attached to, or printed on the back of this sheet and **must not be amended** – unless amendments are stamped and signed by customs.
- When leaving the UK, customs must stamp box "H" in the bottom left hand corner, **this validates your Carnet.** (see below)



Notes:

TRAVEL CARNET

A CARNET FORM CONSISTS OF THE FOLLOWING PARTS

Back green cover - carnet General List of goods & equipment. This list cannot be amended but it is possible to travel with partial shipments.

A.T.A.CARNET		GENERAL LIST / LISTE GÉNÉRALE			CARNET A.T.A.	
Item No. N° d'ordre	Trade description of goods and marks and numbers, if any Designation commerciale des marchandises, et le cas échéant, marques et numéros	Number of Pieces Nombre de pièces	Weight or Volume Poids ou volume	Value* Valeur**	**Country of origin Pays d'origine	For Customs Use / Réserve à la douane Identification marks / Marques d'identification
1						
1	Leica SF Flash (BL) SN# 14446	1		£300.00	DE	
2	Macbook Pro SN# 123564879	1		£1,500.00	CN	
Totals		2	19.0 kg	£1,800.00		
NO CHANGES OR ADDITIONS ABOVE OR BELOW THIS LINE						
GOODS IN FREE CIRCULATION						
TOTAL IN WORDS: ONE THOUSAND, EIGHT HUNDRED POUNDS STERLING						
TOTAL or CARRIED OVER / TOTAL ou À REPORTER		2	19.0 kg	£1,800.00		

*Commercial value in country/customs territory of issue and in its currency, unless stated differently.
Valeur commerciale dans le pays/territoire douanier d'émission et dans sa monnaie, sauf indication contraire.
** Show country of origin if different from country/customs territory of issue of the Carnet, using ISO country codes.
Indiquer le pays d'origine s'il est différent du pays/territoire douanier d'émission du carnet, en utilisant le code international des pays ISO.

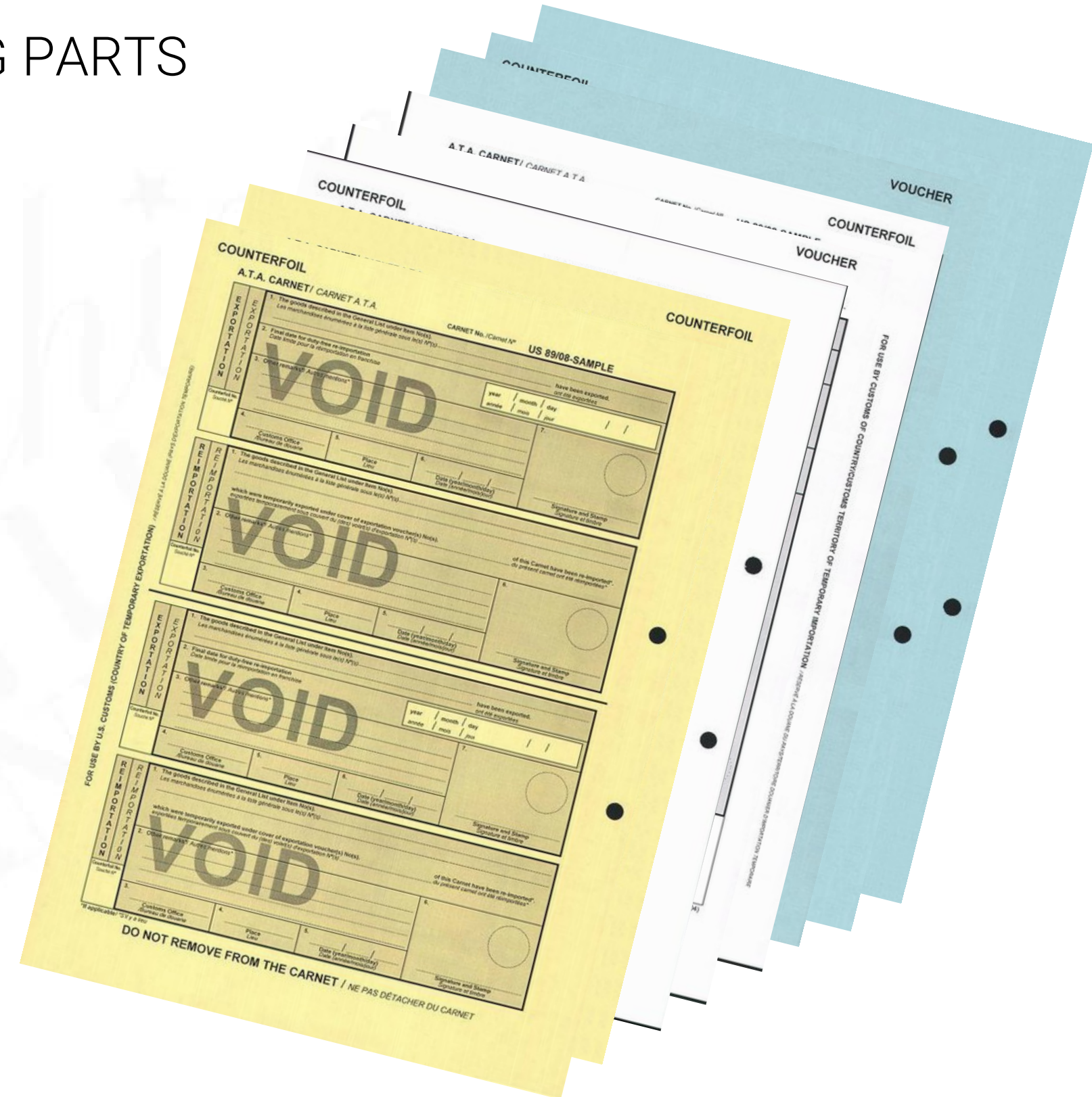
TRAVEL CARNET

A CARNET FORM CONSISTS OF THE FOLLOWING PARTS

Yellow, white & blue certificate sets - Counterfoils & vouchers. Counterfoils

are the control documents of the holder and remain with the carnet.

Vouchers are the control document of customs and are removed by customs.



TRAVEL CARNET

A CARNET FORM CONSISTS OF THE FOLLOWING PARTS

Yellow certificate sets - (includes counterfoils & vouchers) are a temporary export declaration for the goods that will return to the U.K. A yellow certificate set includes:

- a yellow importation counterfoil,
- a yellow importation voucher,
- a yellow re-exportation counterfoil
- and a yellow re-exportation voucher.

Yellow certificate sets - (counterfoils only in the U.S.) are the U.S. Registration of Goods that will return to the U.S. There are no yellow vouchers in a U.S. carnet. A yellow certificate set includes:

- an exportation counterfoil
- and a re-importation counterfoil.

Yellow Counterfoil

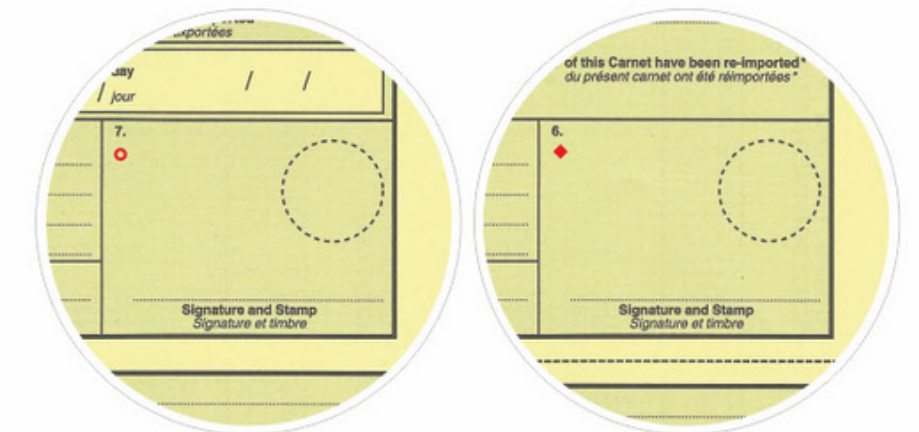
The image shows a yellow counterfoil form for A.T.A. CARNET / CARNET A.T.A. The form is divided into three main sections, each with a similar layout. Each section includes fields for:

- 1. The goods described in the General List under item 1001.
- 2. First date for duty-free re-exportation.
- 3. Other remarks.
- 4. Customs Office.
- 5. Place.
- 6. Date (year/month/day).
- 7. Signature and Stamp.

 The form also features a vertical stamp on the left side that reads 'FOR USE BY CUSTOMERS OF COUNTRY / CUSTOMS TERRITORY OF TEMPORARY EXPORTATION / RÉSERVÉ À LA DOUANE DU PAYS / TERRITOIRE DOUANIER D'EXPORTATION TEMPORAIRE'. At the bottom, it says 'DO NOT REMOVE FROM THE CARNET / NE PAS DÉTACHER DU CARNET'.

- Anything yellow is for UK customs, you need to fill in the voucher (refer to pages 7-8); customs will take this, fill in and stamp the counterfoil corresponding to the voucher.
- When customs hand the Carnet back, please make sure there is a stamp in box 7. (exportation) and box 6.(re-importation) (see below) – if there is no stamp, it is not valid and will result in a financial penalty.

Note: box 7. is above box 6. on the form



Box 7. - Exportation

To be stamped when you leave the UK

Box 6. - Re-importation

To be stamped when you return to the UK

The image shows a 'Notes:' section with a circular stamp. The stamp reads 'CHAMBER OF COMMERCE & INDUSTRY / PASSPORT FOR GOODS / LONDON / КОМЕРЧЕСКАЯ ПАЛАТА - АНГЛИЯ'. The stamp is partially overlapping the 'Notes:' text.

TRAVEL CARNET

A CARNET FORM CONSISTS OF THE FOLLOWING PARTS

Yellow Exportation Voucher

- You need to fill in this voucher when leaving the UK, fill in boxes D, E and F, as per examples below. You can fill the vouchers in any time, but we recommend not signing them until you're with customs.
- Customs will take and keep this voucher, fill in and stamp the corresponding counterfoil (refer to pages 3-4).

Section D

Example: Flight number/
Truck registration

Section E

Example: Number of cases/
Truck fitted with item
numbers x-xx

Section F

Example: Items x-xx
(Item numbers are listed on
the back of the document)

Notes:

Yellow Re-importation Voucher

- You need to fill in this voucher when returning to the UK, fill in boxes D, E and F, as per instructions below. You can fill the vouchers in any time, but we would recommend not signing them until you're with customs. Note: Box F – b/c/d/e only apply if goods are not returning.
- Customs will take and keep this voucher, fill in and stamp the corresponding counterfoil (refer to pages 3-4).

Section D

Example: Flight number/
Truck registration

Section E

Example: Number of cases/
Truck fitted with item
numbers x-xx

Section F

Example: Items x-xx
(Item numbers are listed on
the back of the document)
You must declare the number
of vouchers and their numbers

Notes:

TRAVEL CARNET

A CARNET FORM CONSISTS OF THE FOLLOWING PARTS

White certificate sets - (includes counterfoils and vouchers) are used by foreign customs.

A white certificate set includes:

- a white importation counterfoil,
- a white importation voucher,
- white re-exportation counterfoil
- and a white re-exportation voucher.

White Counterfoil


The image shows a sample of an A.T.A. Carnet form, which is a white counterfoil. It is divided into three main sections, each with a header in English and French. The sections are for importation and re-exportation. Each section contains fields for:

- 1. The goods described in the General List under their tariff.
- 2. Final date for re-exportation / production to the Customs of goods.
- 3. Registered under reference No. 1.
- 4. Other remarks / Autre remarques.
- 5. Customs Office / Bureau de douane.
- 6. Place / Lieu.
- 7. Date (year/month/day) / Date (année/mois/jour).
- 8. Signature and Stamp / Signature et timbre.

 The form also includes a footer with the text "DO NOT REMOVE FROM THE CARNET / NE PAS DÉTACHER DU CARNET" and a small number "3" in the bottom right corner.

5

- Anything white is for customs at your destination, you need to fill in the voucher (refer to pages 9-10); customs will take this, fill in and stamp the counterfoil corresponding to the voucher.
- When customs hand the Carnet back, please make sure there is a stamp in box 8. (importation) and box 8.(re-exportation) (see below) – if there is no stamp, it is not valid and will result in a financial penalty.



Box 8 - Importation
To be stamped when you enter your destination

Box 8 - Re-exportation
To be stamped when you leave your destination

The image shows a "Notes:" section with a large empty rectangular box. To the right of the box is a circular stamp that reads "CHAMBER OF COMMERCE AND INDUSTRY PASSAPORT FOR GOODS". The stamp also includes the text "NOMINOT - ANTIKISTOT" at the bottom.

6

TRAVEL CARNET

A CARNET FORM CONSISTS OF THE FOLLOWING PARTS

White Importation Voucher

A.T.A. CARNET CARNET A.T.A.

A. HOLDER AND ADDRESS / Titulaire et adresse
Dynamic Box Limited
Unit 1, Trident Industrial estate
Blackthorne Road, Colnbrook,
Berkshire, SL3 0AX

B. REPRESENTED BY / Représenté par
LONDON CHAMBER OF COMMERCE AND INDUSTRY
33 QUEEN STREET, LONDON EC4R 1AP

C. INTENDED USE OF GOODS / Utilisation prévue des marchandises

D. MEANS OF TRANSPORT / Moyen de transport

E. PACKAGING DETAILS (Number, Kind, Marks, etc.) / Détail d'emballage (nombre, nature, marques, etc.)

F. TEMPORARY IMPORTATION DECLARATION / Déclaration d'importation temporaire

G. FOR ISSUING ASSOCIATION USE / Réserve à l'association émettrice

H. CLEARANCE ON IMPORTATION / Dédouanement à l'importation

I. CUSTOMS OFFICE / Bureau de douane

- You need to fill in this voucher when entering your destination, fill in boxes D, E and F, as per examples below. You can fill the vouchers in any time, but we would recommend not signing them until you're with customs.
- Customs will take and keep this voucher, fill in and stamp the corresponding counterfoil (refer to pages 5-6).

Section D

Example: Flight number/
Truck registration

Section E

Example: Number of cases/
Truck fitted with item
numbers x-xx

Section F

Example: Items x-xx
(Item numbers are listed on
the back of the document)
You must also declare the
intended use for the goods.

Notes:

White Re-exportation Voucher

A.T.A. CARNET CARNET A.T.A.

A. HOLDER AND ADDRESS / Titulaire et adresse
Dynamic Box Limited
Unit 1, Trident Industrial Estate
Blackthorne Road, Colnbrook,
Berkshire, SL3 0AX

B. REPRESENTED BY / Représenté par
LONDON CHAMBER OF COMMERCE AND INDUSTRY
33 QUEEN STREET, LONDON EC4R 1AP

C. INTENDED USE OF GOODS / Utilisation prévue des marchandises

D. MEANS OF TRANSPORT / Moyen de transport

E. PACKAGING DETAILS (Number, Kind, Marks, etc.) / Détail d'emballage (nombre, nature, marques, etc.)

F. RE-EXPORTATION DECLARATION / Déclaration de réexportation

G. FOR ISSUING ASSOCIATION USE / Réserve à l'association émettrice

H. CLEARANCE ON RE-EXPORTATION / Dédouanement à la réexportation

I. CUSTOMS OFFICE / Bureau de douane

- You need to fill in this voucher when leaving your destination, fill in boxes D, E and F, as per examples below. You can fill the vouchers in any time, but we would recommend not signing them until you're with customs. Note: Box F – b/c/d/e only apply if goods are being left.
- Customs will take and keep this voucher, fill in and stamp the corresponding counterfoil (refer to pages 5-6).

Section D

Example: Flight number/
Truck registration

Section E

Example: Number of cases/
Truck fitted with item
numbers x-xx

Section F

Example: Items x-xx
(Item numbers are listed on
the back of the document)
You must declare the number
of vouchers and their numbers

Notes:

TRAVEL CARNET

A CARNET FORM CONSISTS OF THE FOLLOWING PARTS

Blue certificate sets - (includes counterfoils and vouchers) are used by foreign customs to track goods that are within their borders but have not cleared customs. These goods are in transit. A blue certificate set includes:

- two blue transit counterfoils
- and two blue transit vouchers.

TRAVEL CARNET

experience tells us that these do's and don't's
might be worth remembering

do, do



- make sure the green front cover is signed and stamped by Customs.
- complete each voucher as your journey progresses and try and ensure Customs do their part.
- insist that Customs stamp each counterfoil.
- visit Customs on both sides of land borders.



don't, do



- alter, detach or deface the list attached to or on the green front cover.
- detach vouchers or whole pages, even if unused
- lose the Carnet. Look after it as you would your own passport.
- forget to send the completed document back to us

Once your journey is complete or within 12 months
of issue, your completed Carnet must be sent to:

Dynamic Dox Ltd.

Unit 1 Trident Industrial Estate • Blackthorne Road • Colnbrook • Berkshire • SL3 0AX

WE STRONGLY RECOMMEND THAT YOU USE SPECIAL DELIVERY

T: 08450 405 888

DynamicDox
ATA Carnet Experts

YOUR ATA CARNET – A GUIDE



in association with:



<https://www.dynamic-freight-shipping.co.uk/ata-carnet/>

TRAVEL CARNET

CUSTOMS

Your Carnet needs to be stamped **OUT** and **IN** of the country you're leaving and visiting.

I.E. - UK on the way **OUT** of the country, and then **IN** at the country you arrive at. When leaving that country, get a stamp out and then when arriving in the UK, get a stamp in.

If a customs official is not present at customs - **WAIT** - do **NOT** leave the airport without your Carnet being **STAMP**.



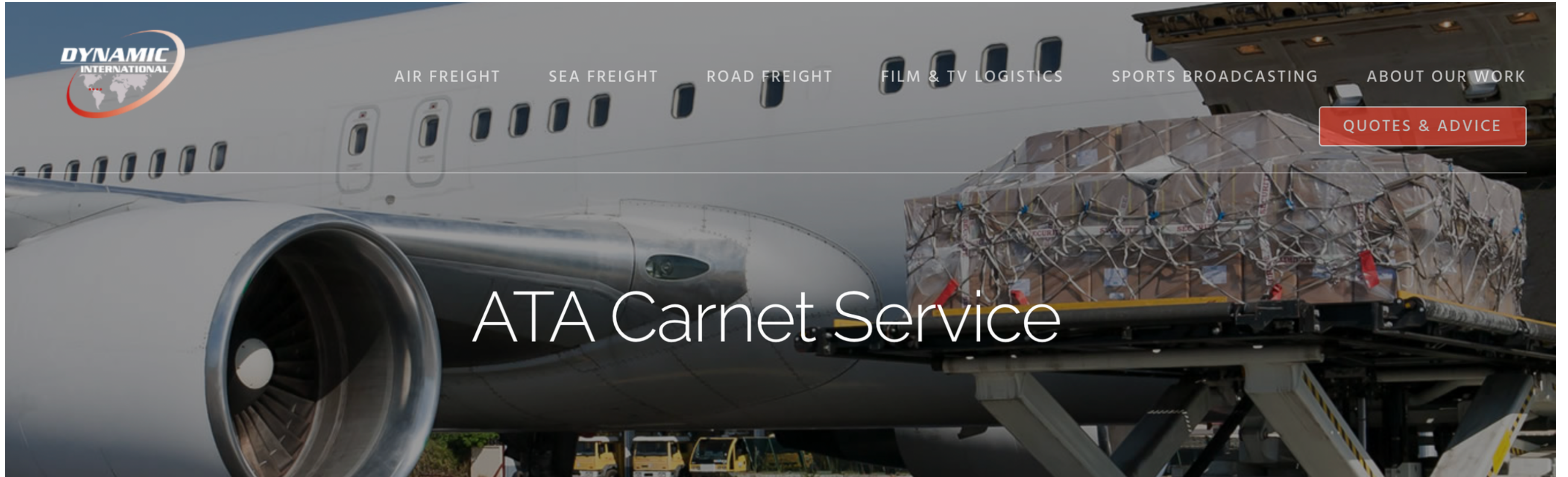
TRAVEL CARNET



<https://www.copsdocs.co.uk/>



TRAVEL CARNET



AIR FREIGHT

SEA FREIGHT

ROAD FREIGHT

FILM & TV LOGISTICS

SPORTS BROADCASTING

ABOUT OUR WORK

QUOTES & ADVICE

ATA Carnet Service



<https://www.dynamic-freight-shipping.co.uk/ata-carnet/>

@Danielle Griffiths 2021 All Rights Reserved

TRAVEL CARNET




 Carnet HelpLineSM **1.800.282.2900**

 [Click to Chat](#)  [Email](#)

- [What is a Carnet? ▾](#)
- [Carnet Countries ▾](#)
- [Obtain a Carnet ▾](#)
- [Resources ▾](#)
- [About Us ▾](#)



-  [Webinar Registration »](#)
-  [See the Savings »](#)
-  [Watch the Video »](#)
What is a Carnet?

<https://atacarnet.com/>

TRAVEL CARNET

AIRPORT CUSTOMS

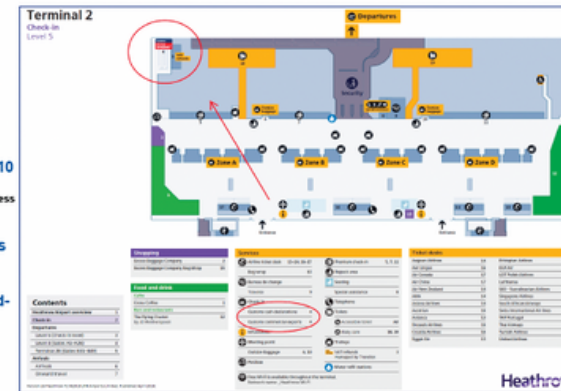
Airport delays caused by security procedures can be frustrating enough. There's no reason to lose precious time searching for customs to get a carnet validated. Pinpoint the exact location of customs at the airport of importation and exportation with these links. Customs can usually be found in a Arrivals terminal, Level or Area.

boomerang carnets UNITED KINGDOM Airport Guide
LHR - London Heathrow Airport
 HM Revenue & Customs - Terminal 2

Airport Information

Website: <http://www.heathrow.com/>
 Telephone Information Service: 0844 335 1801 (within UK*)
 If you use a textphone please call: 0844 571 7410
 +44 20 7360 1250 (outside UK)
 *Calls cost 7p per minute plus your telephone company's network access charge

Parking Customer Service: 0344 335 1000 press 1 for parking
 Email: orders@heathrow.com
 Hours of Operation: Daily 06:00 to 23:00 (including public holidays)



Carnet & Customs Instructions

Carnet users must have their carnets validated both when arriving and departing.
 1) Bring Carnet and items to Public Office located in Terminal 2. Proceed to the Check In counter and the airline agents will direct you where to go or will call a Border Force officer depending if your goods will be checked in or hand carried in cabin.

Terminal 2 Customs/Border Force is on Level 5 behind Zone A. Use the red phone there to reach an officer.

For assistance, you may call the Border Force Customer Service at Terminal 3: +44 020 8910 3719
 Hours of Operation: 24/7 but 10pm - 6am only has a skeleton crew so there might be a little delay.
 Or call the MIB team (Merchandise in Baggage) for information at 020 3014 5731.

UK Custom office in London Heathrow, Hounslow
 Address: Custom House, Nettleton Road, TW6 2LA London Heathrow, HOUNSLOW
 Phone: +44 (0)203 014 5600 / 5601

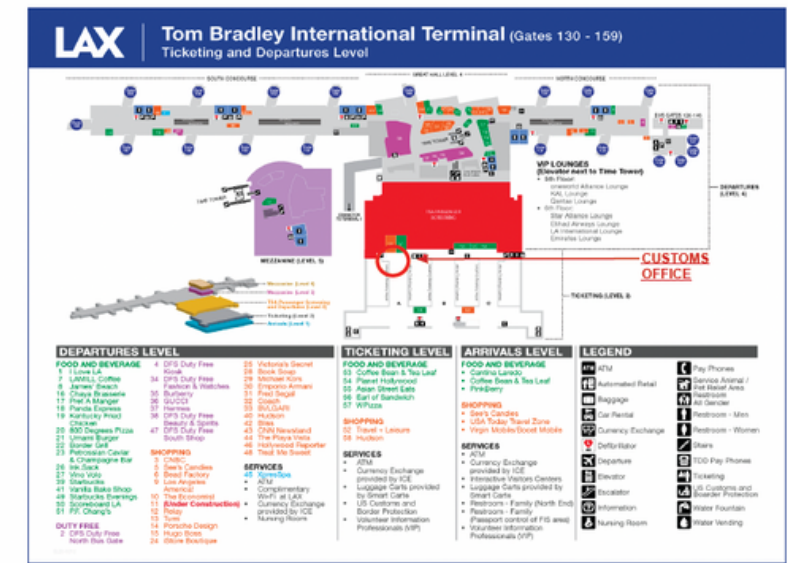
Information is accurate as of September 11th, 2019 but can change at any time.
 Please allow sufficient time to locate customs and get your carnet validated should the location of customs change due to conditions beyond our control.

BCL International HelpLine..... 0808 189 3400 E-Mail carnets@boomerangcarnets.co.uk
 U.S. Corporate Headquarters 847-852-3100 Website www.boomerangcarnets.co.uk

Boomerang Carnets®, Ltd., The Hallmark Building, Vectura Underwriting, 52-56 Leadenhall Street, 4th Floor, London EC3A 2EB



boomerang carnets UNITED KINGDOM Airport Guide
LAX - Los Angeles International Airport
 U.S. Customs and Border Protection



Carnet & Customs Instructions

Carnet users must have their carnets validated both when arriving and departing.

1) Bring Carnet and items to Public Office located at the Bradley International Terminal, located towards the back of the aisle A ticket counters and just around the corner by the Hudson store(#58)

2) Enter through the left entrance and the desk is directly ahead.

US Customs (310) 665-4560
 Hours of operation: 7:00 am – 10:45 pm Daily

Information is accurate as of December 2nd, 2020 but can change at any time.
 Please allow sufficient time to locate customs and get your carnet validated should the location of customs change due to conditions beyond our control.

BCL International HelpLine..... 0808 189 3400 E-Mail carnets@boomerangcarnets.co.uk
 U.S. Corporate Headquarters 847-852-3100 Website www.boomerangcarnets.co.uk

Boomerang Carnets®, Ltd., The Hallmark Building, Vectura Underwriting, 52-56 Leadenhall Street, 4th Floor, London EC3A 2EB



<https://www.boomerangcarnets.co.uk/Airport-Maps-for-Carnets>

TRAVEL CARNET

THANK YOU!

